

Warewashing

Electric Personal Protective Equipment (PPE) Washer with electronic control, drain pump, detergent dispenser, Fire Brigade

ITEM # _____

MODEL # _____

NAME # _____

SIS # _____

AIA # _____



506064
(EPPWELGFB)

Electric Personal Protective Equipment (PPE) Washer with electronic control, drain pump, detergent dispenser, Fire Brigade

Short Form Specification

Item No.

304 AISI stainless steel front and side panels, wash tank, tank filter and wash and rinse arms. Double skinned insulated door divided in 2 parts with 180° frontal opening. N. 4 washing cycles.

Built-in atmospheric, insulated water boiler (10,5 kW), 18-liter capacity, combined with rinse booster pump guarantee a constant hot rinse temperature of 60°C. Boiler with 304 welding for protection against corrosion. Wash Safe Control assures the correct water temperature and pressure during the rinse phase to guarantee a perfect rinsing performance independent from the water pressure in the network (min. 0,5 bar).

High efficiency air gap (class A) in water inlet circuit to avoid water being syphoned back into the network as a result of a sudden drop in mains pressure. Fault auto-diagnosis system. Self-cleaning cycle. Drain pump and detergent dispenser included.

Pre-arrangements for connection to an Energy Management device and to an automatic detergent dispenser. WRC compliant components.

Cell dimensions mm1340x710x570h.

For front-feed loading. IPX5 water protection.

Supplied with: n. 1 basket in stainless steel.

Main Features

- Industrial cleaning machine to wash and sanitize protective personal equipments in steel, composite, rubber, fabric, plastic etc. from grease, residues of combustion gases, toxins etc. in just few minutes to save time and minimize contamination
- Door divided in two parts with 180° frontal opening for a better and easier load.
- Fault auto-diagnosis system. Self-cleaning cycle. Drain pump and detergent dispenser included.
- Pre-arrangements for connection to an automatic detergent dispenser.
- IPX5 water protection.
- Low noise level.
- Simple service from the front.

Construction

- 304 AISI stainless steel front and side panels, wash tank, tank filter and wash and rinse arms.
- Equipped with side washing arms in addition to upper and lower wash arms.
- Supplied with: n. 1 basket in stainless steel.

Included Accessories

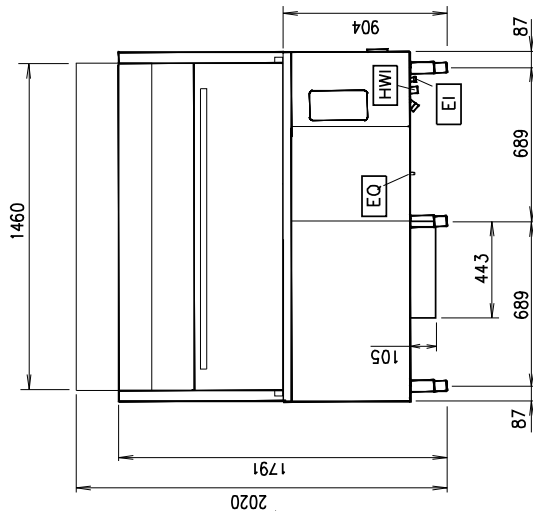
- 1 of Reinforced stainless steel basket for pot&pan, 1351mm PNC 864395

Optional Accessories

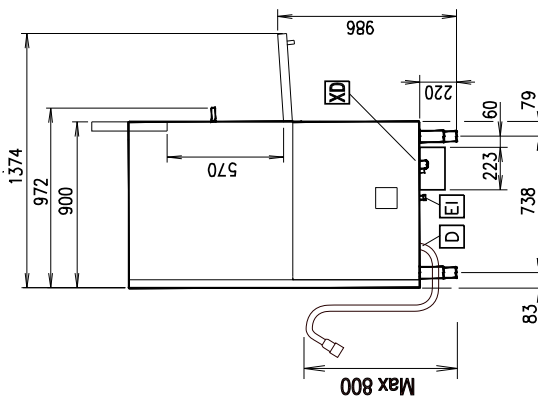
- Filter for total demineralization PNC 864015 ☐
- Filter for partial demineralization PNC 864017 ☐
- Kit to measure total and partial water hardness PNC 864050 ☐
- Filter for total demineralization PNC 864367 ☐
- Reinforced stainless steel basket for pot&pan, 1351mm PNC 864395 ☐
- Kit basket insert for 4 breathing masks for Personal Protective Equipment (PPE) Washer (L+UC) PNC 913702 ☐
- Kit holder for 12 universal lung regulators for Personal Protective Equipment (PPE) Washer (L) PNC 913704 ☐
- Universal stainless steel basket (500x500mm) for Personal Protective Equipment (PPE) Washer (UC) PNC 913705 ☐
- Kit flexible holders for 6 carrier plates with breathing air cylinders or 12 breathing air cylinders for Personal Protective Equipment (PPE) Washer (L) PNC 913706 ☐

APPROVAL: _____

Front

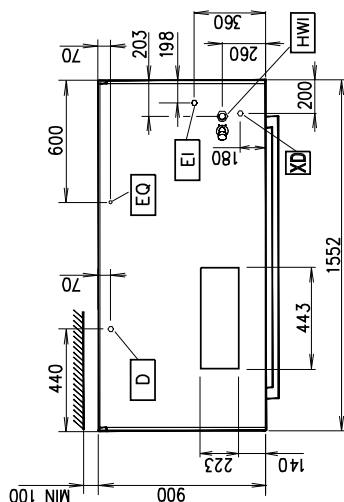


Side



D = Drain
 EI = Electrical inlet (power)
 EO = Electrical Outlet
 HWI = Hot water inlet
 XD = Detergent connection

Top



Electric

Supply voltage:	400 V/3N ph/50 Hz
Electrical power, max:	26 kW
Default Installed Power:	17 kW
Wash pump power:	5 kW

Water:

Pressure, min-max:	0.5-7 bar
Washing cycle electrical elements:	10,5 kW
Hot rinse cycle duration (sec.):	ISO 9001; ISO 14001
Water supply temperature*:	50 °C
Washing tank capacity (lt):	150
Boiler Capacity (lt):	18

Key Information:

Rinsing water consumption (per cycle):	12 lt
Washing cycle temperature:	55-65 °C
Hot rinse cycle temperature:	60 °C
N° of working cycles:	4 (180/360/540/inf)
Cell dimensions - width:	1340 mm
Cell dimensions - depth:	710 mm
Cell dimensions - height:	570 mm
External dimensions, Width:	1552 mm
External dimensions, Depth:	900 mm
External dimensions, Height:	1791 mm
Net weight:	300 kg
Shipping weight:	353 kg
Shipping height:	2090 mm
Shipping width:	1770 mm
Shipping depth:	1130 mm
Shipping volume:	4.18 m ³